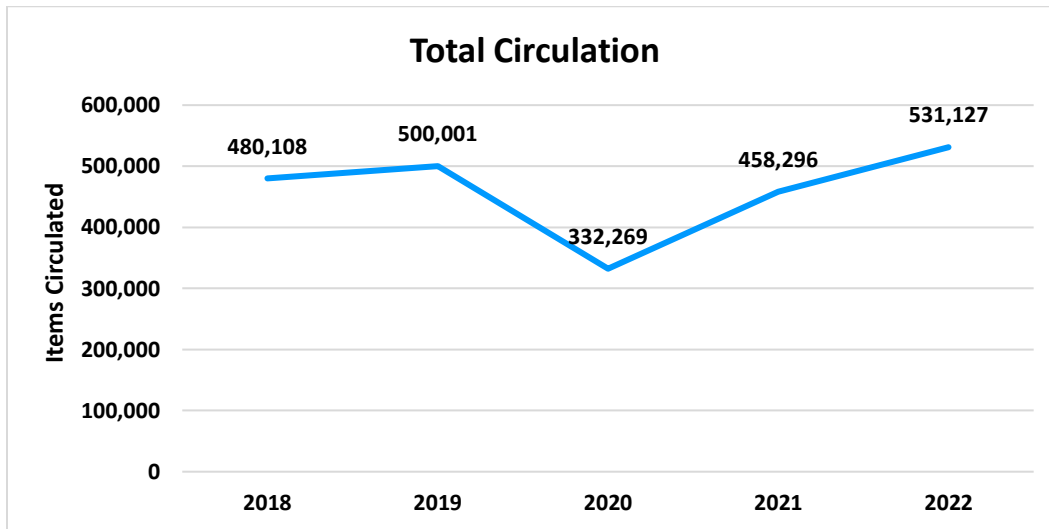


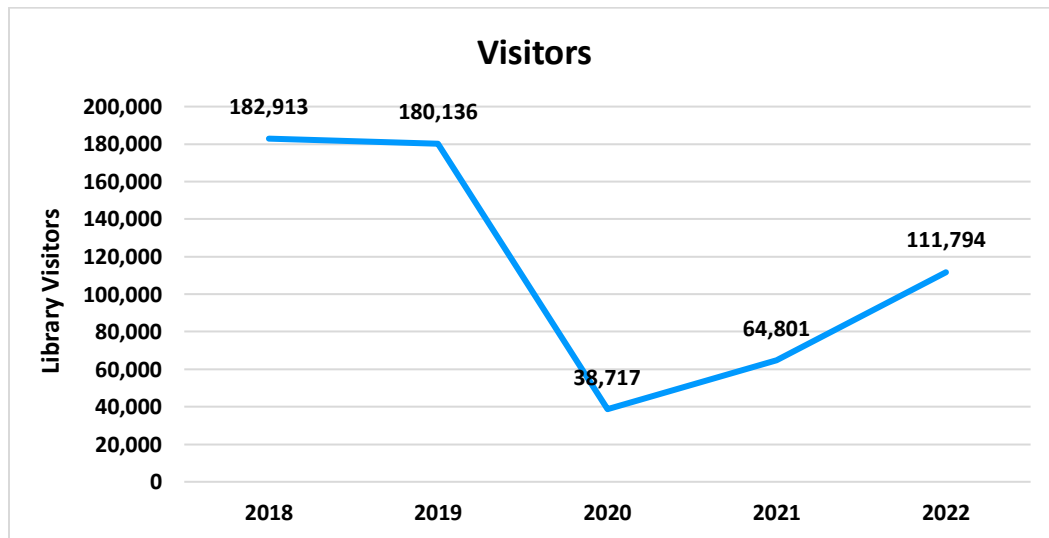


Library and Community Data

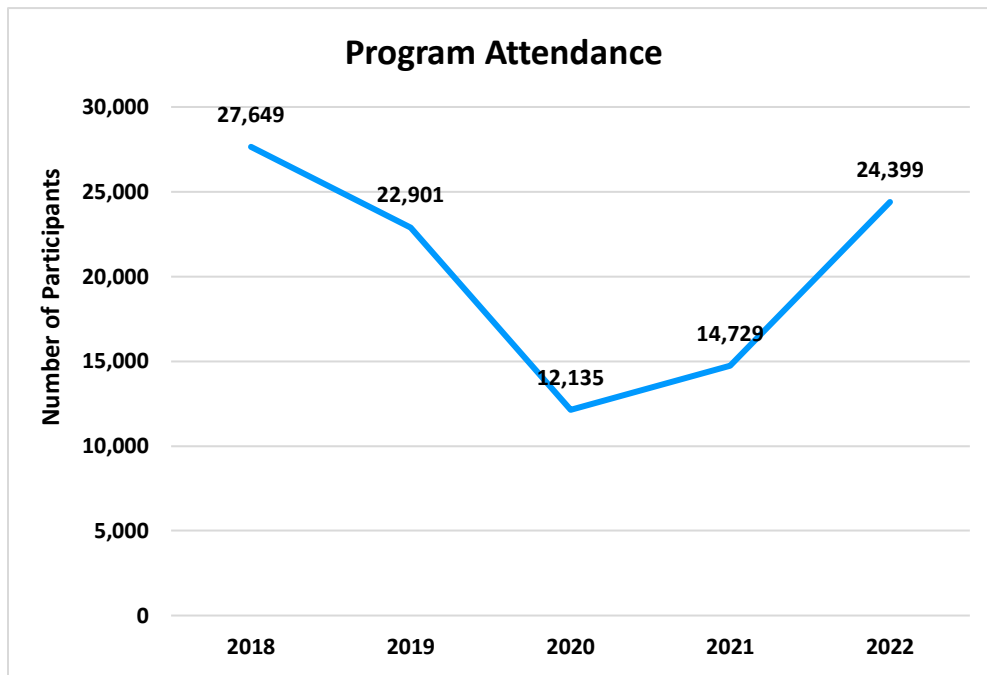
Five years of total circulation data (including physical, digital, and ILL circulation) shows that, like all other libraries nationwide, OTPL circulation decreased during the height of the COVID-19 pandemic but began to increase in 2021. Circulation surpassed pre-pandemic levels in 2022.



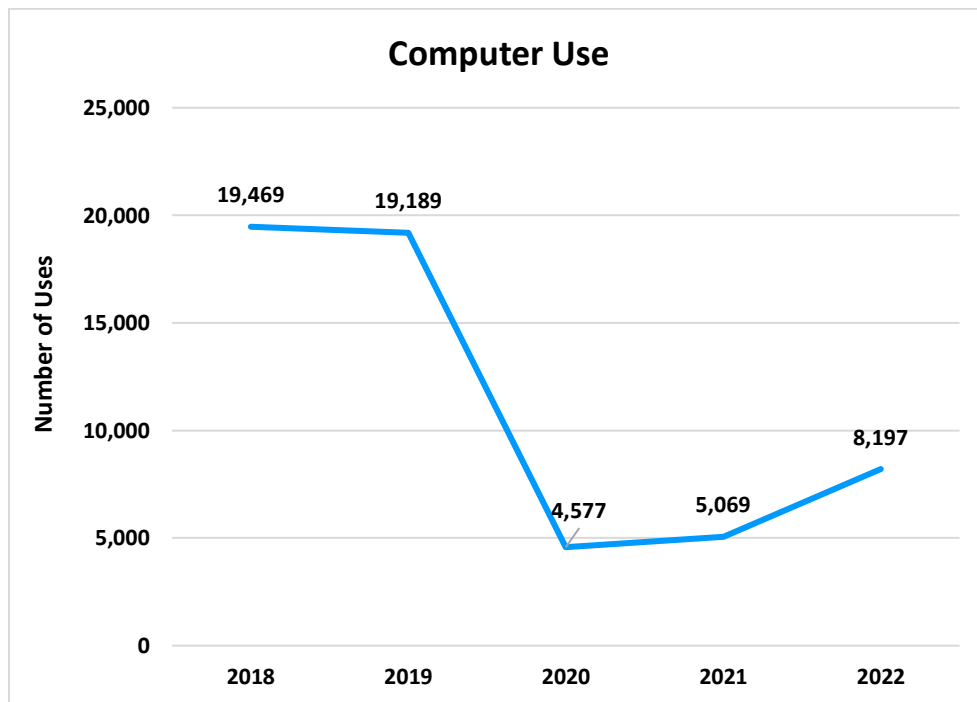
2018 and 2019 data shows the number of library visitors pre-pandemic exceeded 180,000 visits annually. Due to the pandemic, visits in 2020 decreased significantly before increasing modestly in 2021 and more significantly in 2022; however, annual visits in 2022 did not exceed pre-pandemic levels.



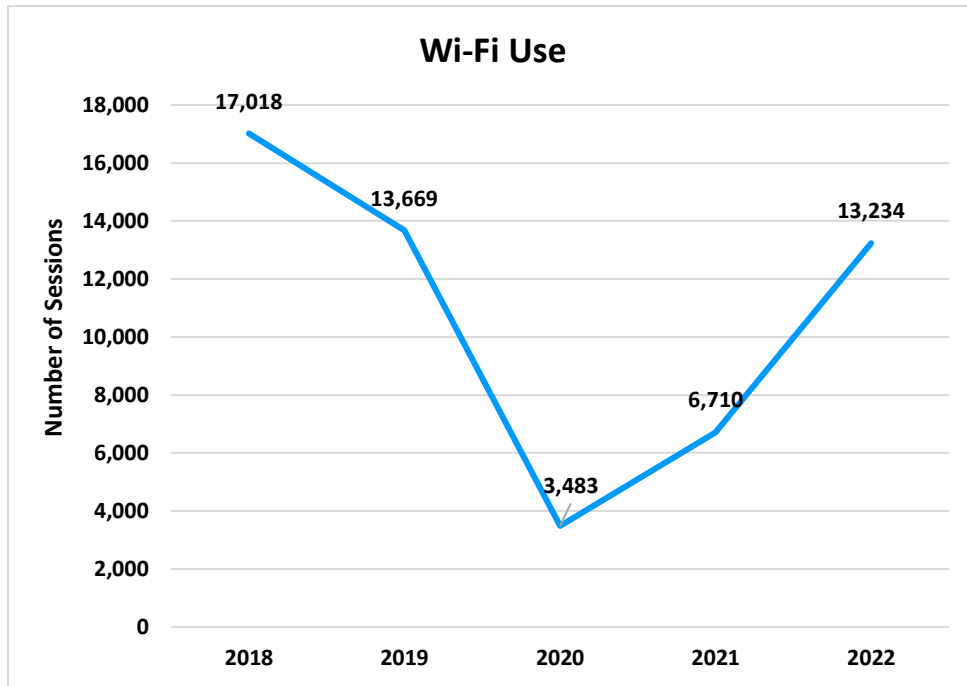
Program attendance decreased during the pandemic, as well; but in 2022 attendance at library programs surpassed that of 2019.



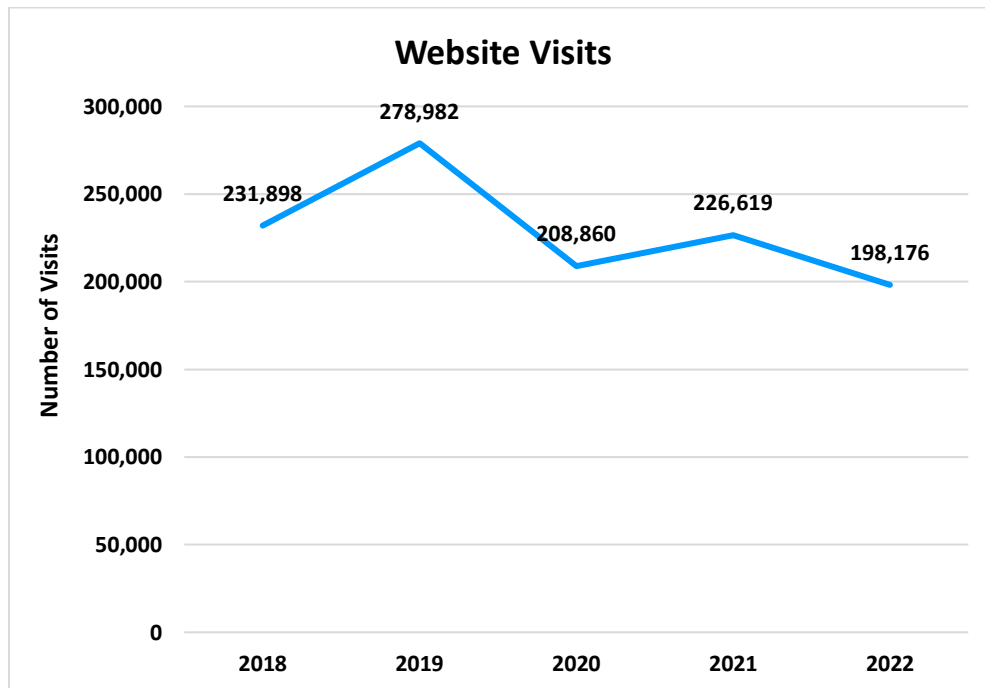
In-library computer use decreased significantly in 2020. Usage increased slightly in 2021 and modestly in 2022 but did not approach pre-pandemic usage.



Use of the library's Wi-Fi decreased in 2020 before increasing moderately in 2021 and more significantly in 2022, reaching near 2019 usage.



Visits to the library's website were highest in 2019 before dipping over 70,000 uses in 2020 and then increasing slightly in 2021. Visits to the website dipped again in 2022, dropping to the lowest number of visits in the past five years.



Orion Township’s 2021 population of 38,124 increased 8.7% from the 2010 Census report of 35,065. Median household income, during that same time period, rose 35.7 % to \$102,771. This is higher than both state and national median household income levels. The poverty level in Orion Township (4.2%) is much lower than state and national levels, and homeownership levels are higher at 80.9%. The average housing value in 2021 was higher than state and national levels, as well, at \$296,800.

US CENSUS DATA	US 2021	MI 2021	Orion Township 2010	Orion Township 2021
Population	329,725,481	10,062,512	35,065	38,124
Median Age	38.4	39.8	37.1	42.1
Median Household Income (in \$)	69,021	63,202	75,737	102,771
Homeownership	64.6%	72.2%	82.9%	80.9%
Housing Value (Owner-occupied, in \$)	244,900	172,100	217,000	296,800
Below Poverty Level	12.6%	13.3%	6.9%	4.2%
Average Household Size	2.60	2.43	2.70	2.54
Average Family Size	3.20	3.05	3.24	3.06

Racial diversity in Orion Township increased between 2010 and 2021, with 87.6% of the population identified as “White alone” in 2021. Percentages of populations that increased slightly include Asian (4.0%), two or more races (3.8%), and Hispanic (5.6%).

US CENSUS DATA	US 2021	MI 2021	Orion Township 2010	Orion Township 2021
Total Population	329,725,481	10,062,512	35,065	38,124
White alone	68.2%	76.7%	91.4%	87.6%
Black or African American alone	12.6%	13.6%	2.6%	2.4%
American Indian and Alaska Native alone	0.8%	0.5%	0.2%	0.4%
Asian alone	5.7%	3.2%	2.2%	4.0%
Native Hawaiian and Other Pacific Islander alone	0.2%	0.0%	0.0%	0.1%
Some Other Race alone	5.6%	1.4%	2.6%	1.8%
Two or More Races	7.0%	4.6%	1.0%	3.8%

US CENSUS DATA	US 2021	MI 2021	Orion Township 2010	Orion Township 2021
Total Population	329,725,481	10,062,512	35,065	38,124
Hispanic Population	18.4%	5.4%	4.7%	5.6%

Higher education levels in Orion Township increased slightly between 2010 and 2021, with increases in graduate or professional degree attainment (19.1%) and Bachelor’s degree attainment (29.6%). There was, however, a slight decrease in associate’s degree or “some college” attainment (29.3%). The percentage of those attaining a Bachelor’s degree and graduate or professional degree are higher than the state and national levels, and only 3.7% of those age 25 and older in Orion Township have less education than a high school diploma.

US CENSUS DATA	US 2021	MI 2021	Orion Township 2010	Orion Township 2021
Population 25 years and older	225,152,317	6,923,132	22,677	26,864
Less than High School graduate	11.1%	8.4%	6.0%	3.7%
HS or Equivalent	26.5%	28.5%	20.3%	18.3%
Some College or Associate's Degree	28.7%	32.5%	32.5%	29.3%
Bachelor’s Degree	20.6%	18.6%	25.2%	29.6%
Graduate or Professional Degree	13.1%	12.0%	16.0%	19.1%

The percentage of the population speaking languages other than English in Orion Township increased only 1% between 2010 and 2021, represented by those speaking Asian/Pacific Islander languages (2.5%). The population that speaks English less than “very well” decreased to 1.9%, lower than the state percentage of 3.4%.

US CENSUS DATA	US 2021	MI 2021	Orion Township 2010	Orion Township 2021
Population 5 years and over	283,833,852	9,497,695	32,642	36,290
English Only	79.9%	90.1%	91.7%	90.7%
Spanish	12.5%	2.9%	3.5%	2.9%
Other Indo-European languages	3.7%	3.0%	3.2%	2.9%
Asian/Pacific Islander languages	3.1%	1.7%	1.5%	2.5%
Other languages	0.8%	2.3%	0.2%	1.0%
Speaks English less than "very well"	8.2%	3.4%	2.5%	1.9%

The percentage of those living with a disability increased slightly in several categories between 2012 and 2021, with the highest percentages listed as independent living difficulty (4.3%) and ambulatory difficulty (4.3%).

US CENSUS DATA	US 2021	MI 2021	Orion Township 2012	Orion Township 2021
Total Civilian Noninstitutionalized Population	324,818,565	9,959,489	35,245	37,943
Ambulatory Difficulty	6.7%	7.4%	3.6%	4.3%
Cognitive Difficulty	5.1%	6.0%	3.3%	3.3%
Hearing Difficulty	3.5%	3.8%	2.5%	2.7%
Independent Living Difficulty	5.7%	6.5%	2.8%	4.3%
Self-Care Difficulty	2.6%	2.8%	1.5%	1.4%
Vision Difficulty	2.3%	2.2%	1.7%	1.9%

Appendix: Community Data

US CENSUS DATA	US 2021	MI 2021	Orion Township 2010	Orion Township 2021
Population	329,725,481	10,062,512	35,065	38,124
Median Age	38.4	39.8	37.1	42.1
Median Household Income (in \$)	69,021	63,202	75,737	102,771
Homeownership	64.6%	72.2%	82.9%	80.9%
Housing Value (Owner-occupied, in \$)	244,900	172,100	217,000	296,800
Below Poverty Level	12.6%	13.3%	6.9%	4.2%
Average Household Size	2.60	2.43	2.70	2.54
Average Family Size	3.20	3.05	3.24	3.06

Sources:

ACS 2021 5-Year Estimates for US, MI, and Orion Township [DP04](#), [S0101](#), [S1101](#), [S1701](#), [S1901](#)

ACS 2010 5-Year Estimates for US, MI, and Orion Township [DP04](#), [S0101](#), [S1101](#), [S1901](#)

*Poverty level data from 2012 [S1701](#)

Age Distributions

US CENSUS DATA	US 2021	MI 2021	Orion Township 2010	Orion Township 2021
Total population	329,725,481	10,062,512	35,065	38,124
Under 5 years	5.9%	5.6%	6.9%	4.8%
5 to 9 years	6.1%	5.9%	8.2%	6.1%
10 to 14 years	6.6%	6.3%	8.4%	6.5%
15 to 19 years	6.6%	6.6%	6.8%	7.1%
20 to 24 years	6.5%	6.8%	5.1%	5.1%
25 to 29 years	6.9%	6.7%	5.8%	5.6%
30 to 34 years	6.8%	6.2%	6.2%	5.8%
35 to 39 years	6.6%	6.1%	7.7%	6.0%
40 to 44 years	6.2%	5.8%	9.6%	6.8%
45 to 49 years	6.2%	6.2%	9.1%	8.9%
50 to 54 years	6.4%	6.6%	7.3%	7.4%
55 to 59 years	6.7%	7.1%	5.7%	8.8%
60 to 64 years	6.3%	7.0%	4.5%	6.5%
65 to 69 years	5.3%	5.8%	3.0%	5.7%
70 to 74 years	4.2%	4.6%	1.9%	4.0%
75 to 79 years	2.7%	2.9%	2.0%	2.3%
80 to 84 years	1.8%	1.9%	1.3%	1.1%
85 years and +	1.9%	2.1%	0.8%	1.4%

Sources:

ACS 2021 5-Year Estimates for US, MI, and Orion Township [S0101](#)

ACS 2010 5-Year Estimates for US, MI, and Orion Township [S0101](#)

Diversity

US CENSUS DATA	US 2021	MI 2021	Orion Township 2010	Orion Township 2021
Total Population	329,725,481	10,062,512	35,065	38,124
White alone	68.2%	76.7%	91.4%	87.6%
Black or African American alone	12.6%	13.6%	2.6%	2.4%
American Indian and Alaska Native alone	0.8%	0.5%	0.2%	0.4%
Asian alone	5.7%	3.2%	2.2%	4.0%
Native Hawaiian and Other Pacific Islander alone	0.2%	0.0%	0.0%	0.1%
Some Other Race alone	5.6%	1.4%	2.6%	1.8%
Two or More Races	7.0%	4.6%	1.0%	3.8%

Sources:

ACS 2021 5-Year Estimates for US, MI, and Orion Township [S0601](#)

ACS 2010 5-Year Estimates for US, MI, and Orion Township [S0601](#)

US CENSUS DATA	US 2021	MI 2021	Orion Township 2010	Orion Township 2021
Total Population	329,725,481	10,062,512	35,065	38,124
Hispanic Population	18.4%	5.4%	4.7%	5.6%

Sources:

ACS 2021 5-Year Estimates for US, MI, and Orion Township [S0601](#)

ACS 2010 5-Year Estimates for US, MI, and Orion Township [S0601](#)

Marital Status

US CENSUS DATA	US 2021	MI 2021	Orion Township 2010	Orion Township 2021
Total (Ages 15+)	268,381,105	8,268,583	26,817	31,518
Never Married	33.8%	33.7%	25.2%	26.7%
Married	48.0%	47.6%	58.6%	58.0%
Divorced or Separated	12.6%	12.9%	11.4%	11.7%
Widowed	5.6%	5.8%	4.7%	3.6%

Sources:

ACS 2021 5-Year Estimates for US, MI, and Orion Township [S0601](#)

ACS 2010 5-Year Estimates for US, MI, and Orion Township [S0601](#)

Income

US CENSUS DATA	US 2021	MI 2021	Orion Township 2010	Orion Township 2021
Total Households	124,010,992	3,976,729	12,906	14,914
Less than \$10,000	5.5%	5.9%	3.0%	2.6%
\$10,000 to \$14,999	3.9%	4.0%	3.2%	1.6%
\$15,000 to \$24,999	7.8%	8.4%	7.1%	3.8%
\$25,000 to \$34,999	8.2%	9.0%	9.8%	6.9%
\$35,000 to \$49,999	11.4%	12.7%	10.3%	9.0%
\$50,000 to \$74,999	16.8%	17.9%	16.2%	12.0%
\$75,000 to \$99,999	12.8%	13.2%	15.3%	12.6%
\$100,000 to \$149,999	16.3%	15.6%	20.4%	23.1%
\$150,000 to \$199,999	7.8%	6.7%	8.3%	13.5%
\$200,000 or more	9.5%	6.6%	6.5%	15.1%
Median income (dollars)	69,021	63,202	75,737	102,771
Mean income (dollars)	97,196	85,727	89,768	121,064

Sources:

ACS 2021 5-Year Estimates for US, MI, and Orion Township [S1901](#)

ACS 2010 5-Year Estimates for US, MI, and Orion Township [S1901](#)

Employment & Poverty

US CENSUS DATA	US 2021	MI 2021	Orion Township 2012	Orion Township 2021
Civilian Labor Force (16+)	166,672,597	5,002,960	19,040	21,774
Employed	59.6%	57.7%	64.2%	66.9%
Unemployed	3.5%	3.8%	6.9%	3.8%
Armed Forces	0.5%	0.1%	0.1%	0.0%
Not in Labor Force	36.4%	38.5%	28.8%	29.4%
BELOW POVERTY LEVEL	US 2021	MI 2021	Orion Township 2012	Orion Township 2021
All People	12.6%	13.3%	6.9%	4.2%
Under 18 years	17.0%	18.2%	7.9%	3.3%
18 to 64 years	11.8%	12.9%	7.0%	4.1%
65+ Years	9.6%	8.7%	2.7%	6.1%

Sources:

ACS 2021 5-Year Estimates for US, MI, and Orion Township [DP03](#), [S1701](#)

ACS 2012 5-Year Estimates for US, MI, and Orion Township [DP03](#), [S1701](#)

Housing

US CENSUS DATA	US 2020	MI 2021	Orion Township 2010	Orion Township 2021
Homeownership Rate	64.6%	72.2%	82.9%	80.9%
Housing Units	140,498,736	4,570,173	13,998	15,339
Total Households	124,010,992	3,976,729	12,906	14,914
Married Couple family	6.7%	46.8%	58.8%	58.7%
Cohabiting Couple	18.0%	6.9%	*	5.6%
Male Householder	27.4%	18.9%	3.4%	15.7%
Female Householder	47.8%	27.3%	9.1%	19.9%
Householder Living Alone	28.1%	29.9%	23.7%	23.6%%
65+ Householder Living Alone	11.2%	12.3%	6.8%	8.9%

Sources:

ACS 2021 5-Year Estimates for US, MI, and Orion Township [DP02](#), [S1101](#)

ACS 2020 5-Year Estimates for US, MI, and Orion Township [H1](#)

ACS 2010 5-Year Estimates for US, MI, and Orion Township [DP02](#), [H1](#), [S1101](#)

*Cohabiting Couple information not recorded prior to 2019

Education

US CENSUS DATA	US 2021	MI 2021	Orion Township 2010	Orion Township 2021
Population 25 years and older	225,152,317	6,923,132	22,677	26,864
Less than High School graduate	11.1%	8.4%	6.0%	3.7%
HS or Equivalent	26.5%	28.5%	20.3%	18.3%
Some College or Associate's Degree	28.7%	32.5%	32.5%	29.3%
Bachelor's Degree	20.6%	18.6%	25.2%	29.6%
Graduate or Professional Degree	13.1%	12.0%	16.0%	19.1%

Sources:

ACS 2021 5-Year Estimates for US, MI, and Orion Township [S0601](#)

ACS 2010 5-Year Estimates for US, MI, and Orion Township [S0601](#)

Language

US CENSUS DATA	US 2021	MI 2021	Orion Township 2010	Orion Township 2021
Population 5 years and over	283,833,852	9,497,695	32,642	36,290
English Only	79.9%	90.1%	91.7%	90.7%
Spanish	12.5%	2.9%	3.5%	2.9%
Other Indo-European languages	3.7%	3.0%	3.2%	2.9%
Asian/Pacific Islander languages	3.1%	1.7%	1.5%	2.5%
Other languages	0.8%	2.3%	0.2%	1.0%
Speaks English less than "very well"	8.2%	3.4%	2.5%	1.9%

Sources:

ACS 2021 5-Year Estimates for US, MI, and Orion Township [S0601](#), [S1601](#)

ACS 2010 5-Year Estimates for US, MI, and Orion Township [S0601](#), [S1601](#)

Disabilities

US CENSUS DATA	US 2021	MI 2021	Orion Township 2012	Orion Township 2021
Total Civilian Noninstitutionalized Population	324,818,565	9,959,489	35,245	37,943
Ambulatory Difficulty	6.7%	7.4%	3.6%	4.3%
Cognitive Difficulty	5.1%	6.0%	3.3%	3.3%
Hearing Difficulty	3.5%	3.8%	2.5%	2.7%
Independent Living Difficulty	5.7%	6.5%	2.8%	4.3%
Self-Care Difficulty	2.6%	2.8%	1.5%	1.4%
Vision Difficulty	2.3%	2.2%	1.7%	1.9%

Sources:

ACS 2021 5-Year Estimates for US, MI, and Orion Township [S1810](#)

ACS 2012 5-Year Estimates for US, MI, and Orion Township [S1801](#)